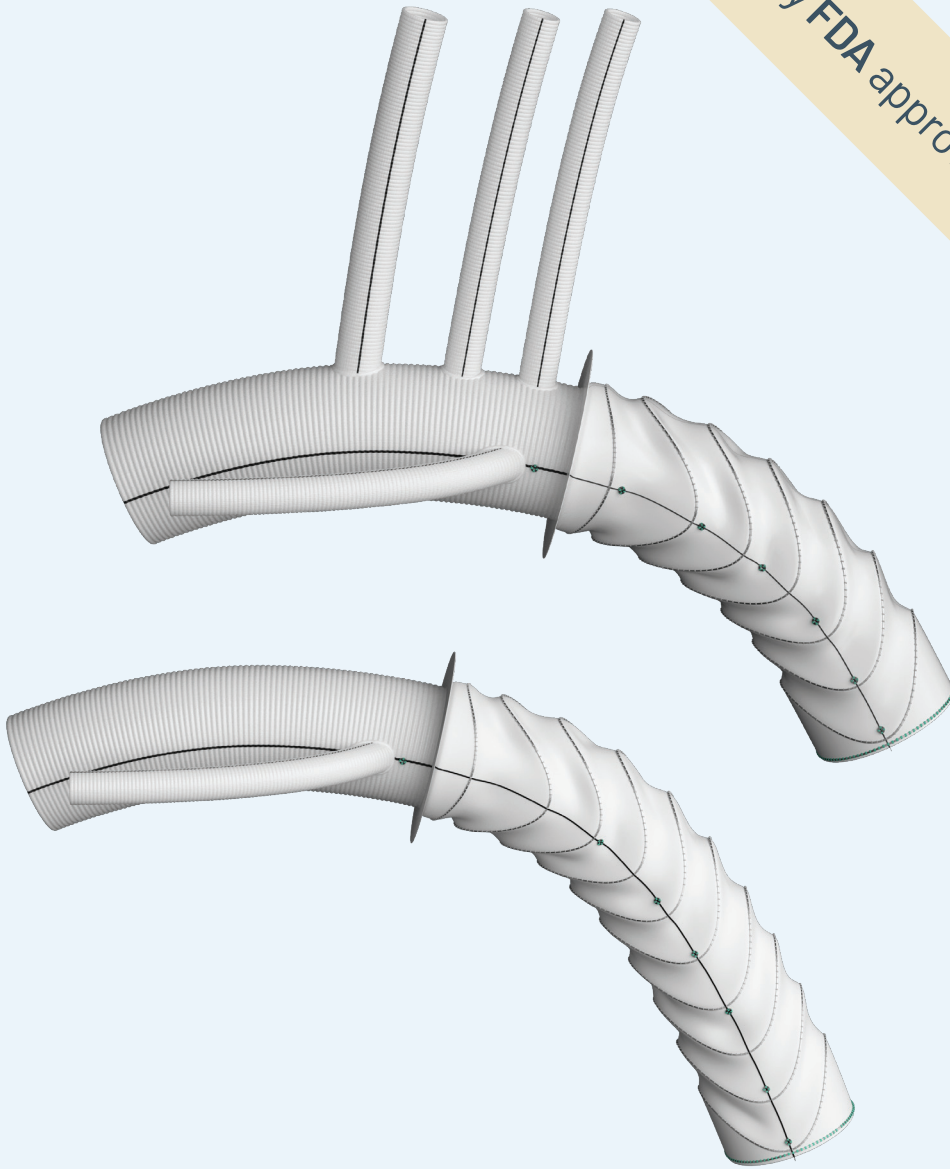


The Only FDA approved FET* Device**



PRODUCT BROCHURE

Thoraflex™ Hybrid

Conforming Arch Surgery to the Gold Standard

*FET= Frozen Elephant Trunk

** The product sold in the US is the same design as the Rest of the World markets, however differs in labeling.

Gold Standard, Surgical Confidence

Deliver proven outcomes when treating your patient's complex aortic arch pathology, utilising innovative Terumo Aortic Hybrid Solutions.

10+

Years of
Clinical Data

8.1%



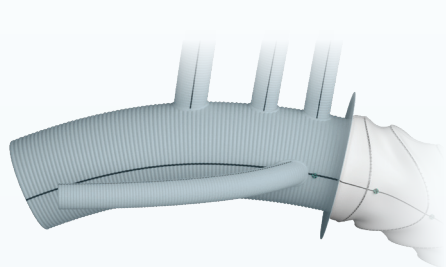
30 Day Mortality Rate⁵
Acute Thoracic Aortic Syndrome
(5/62 Patients)

100%

Gelatin Sealed
Gelweave™ surgical
graft and polyester
stent graft

5%

30 Day Mortality Rate⁵
(Total 9/181 patients)



Polyester Graft

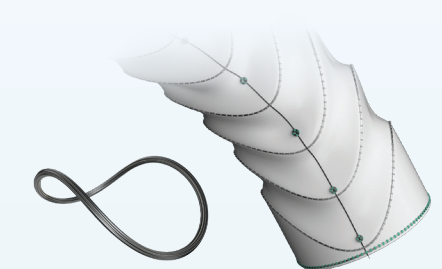
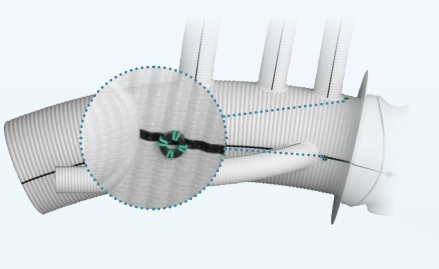

- ▶ Gelatin sealed
(hydrolysis <14 days)
- ▶ Effective & easy suturing¹
- ▶ Easy to handle¹
- ▶ Gelatin bonds with Rifampicin²
- ▶ Gelatin: lower thrombogenic potential³ (than unsealed polyester grafts)
- ▶ High resistance to dilation at 2 years⁴

Supra-Aortic Branches

- ▶ Plexus design
- ▶ Replacement of dissected vessels
- ▶ 12/8/10mm or 10/8/8mm

Antegrade Perfusion Branch

- ▶ Facilitates organ perfusion and rewarming⁶



Pre-attached Collar

- ▶ Easier/safer Anastomosis⁶
- ▶ Reduced Haemodynamic traction⁶

Tantalum Radiopaque Markers

- ▶ Stent: Endovascular extension markers (20mm increments)
- ▶ Graft: 2x branch markers

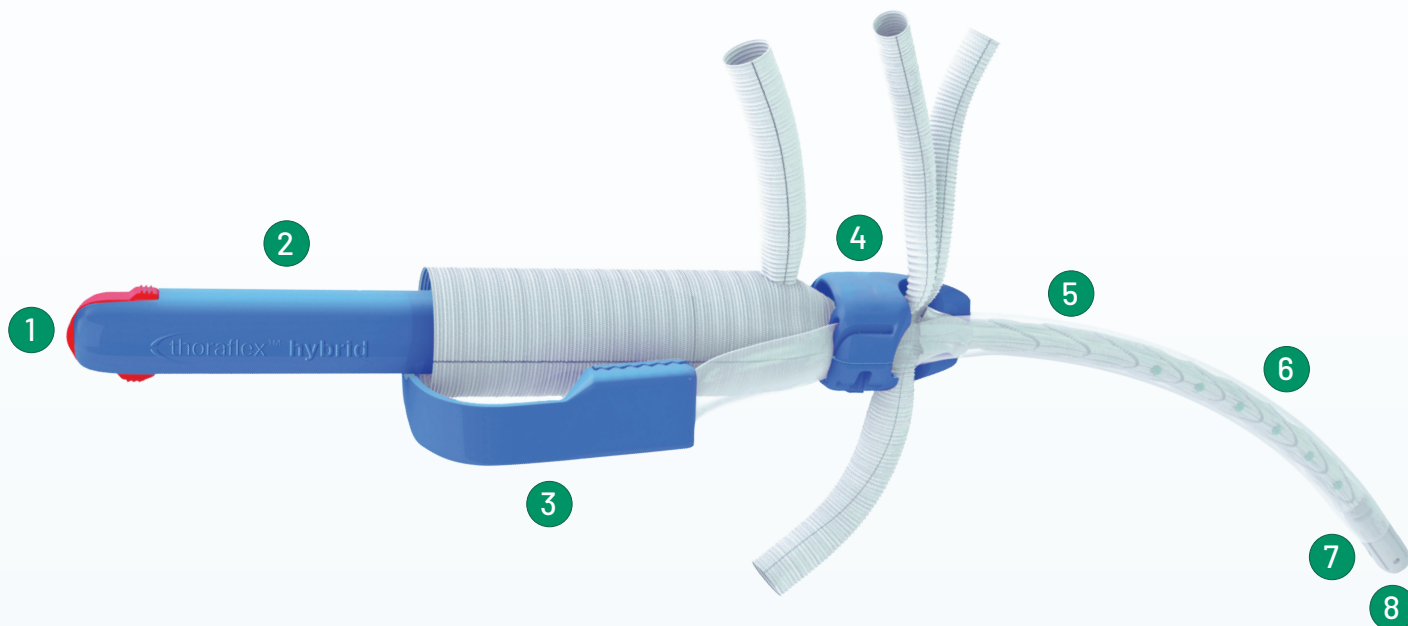
Independent Ring-Stent Design


- ▶ Anatomic Conformability⁷
- ▶ Minimises risk of intimal injury⁷
- ▶ Induces downstream remodelling⁸
- ▶ Structural support for **Gelatin Sealed** endovascular fabric

1. Adachi et al. (1996) 'Clinical Experience of a New Gelatin Impregnated Woven Dacron Graft.' *Japan Journal of Artificial Organs*, 25 (1), pp214-219.
 2. Gahtan et al. (1995) 'Antistaphylococcal Activity of Rifampicin-Bonded Gelatin-Impregnated Dacron Grafts.' *Journal of Surgical Research*, 58, pp105-110.
 3. Drury et al. (1987) 'Experimental and Clinical Experience with a Gelatin Impregnated Dacron Prosthesis.' *Annals of Vascular Surgery*, 1, pp542-547.
 4. Mattens et al. (1999) 'Gelseal® Versus Gelweave® Dacron Prosthetic Grafts in the Descending Thoracic Aorta: A Two-Year Computed Tomography Scan Follow-Up Study.' *Cardiovascular Surgery*, 7 (4), pp432-435.

Flexible & Compact Delivery System

Intuitive design with enhanced deployment performance for accurate positioning.



- | | | |
|--|--|--|
| <p>1 RELEASE WIRE CLIP</p> <ul style="list-style-type: none"> ▶ Designed to detach graft from delivery system | <p>4 SHEATH SPLITTER</p> <ul style="list-style-type: none"> ▶ Atraumatic blades (top/bottom) ▶ Rapid release suture system | <p>7 ATRAUMATIC TIP</p> <ul style="list-style-type: none"> ▶ 30F diameter (10mm) |
| <p>2 HANDLE</p> <ul style="list-style-type: none"> ▶ Control during deployment ▶ Visualisation of operating field | <p>5 PTFE SHEATH (30F)</p> <ul style="list-style-type: none"> ▶ Peelable/Splittable Sheath ▶ Split-Lines to facilitate deployment | <p>8 (2X) 0.035" GUIDEWIRE ACCESS PORTS</p> <ul style="list-style-type: none"> ▶ Delivery system introduction ▶ Accurate placement of stent |
| <p>3 STRAP HANDLE</p> <ul style="list-style-type: none"> ▶ Attached to sheath ▶ Pull to start graft deployment | <p>6 MALLEABLE SHAFT</p> <ul style="list-style-type: none"> ▶ Adaptable to patient anatomy ▶ Can be reshaped |  |

“Thanks to the malleable shaft, the stented part can be shaped to conform to the isthmus and descending aorta anatomy. This makes the device less traumatic on the descending aortic wall and easier to introduce into the aorta...”⁶

5. Results from Thoraflex Hybrid Post-Market Study (THOR) - NCT03414866 (unpublished).
 6. Ruggieri *et al.* (2015) ‘Multibranch hybrid device for frozen elephant trunk: what does it change?’ *Journal of Thoracic & Cardiovascular Surgery*, 15 (1), 253-255.
 7. Ma *et al.* (2015) ‘Open Stented Grafts for Frozen Elephant Trunk Technique: Technical Aspects and Current Outcomes.’ *AORTA*, 3 (4), pp122-135.
 8. Berger *et al.* (2018) ‘True-lumen and false-lumen diameter changes in the downstream aorta after frozen elephant trunk implantation.’ *European Journal of Cardiothoracic Surgery*, 54, pp375–381.


Versatility in Treatment

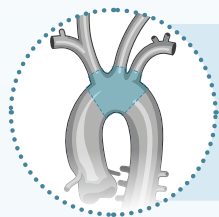
Plexus and Ante-Flo™ designs enable a choice of surgical techniques and widen the treatable patient population.

Offering Plexus & Ante-Flo Configurations

- ▶ Thoraflex™ Hybrid Plexus configuration facilitates individual arch vessel reconstruction ⁹
- ▶ Thoraflex™ Hybrid Ante-Flo™ configuration facilitates the island technique ¹⁰

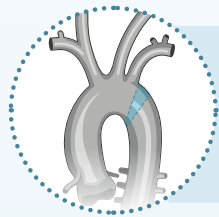
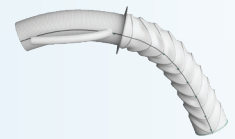
Thoraflex™ Hybrid is designed for the open surgical repair of aneurysms and/or dissections in the aortic arch and descending aorta with or without involvement of the ascending aorta.

<p>100%</p> <p>False Lumen Thrombosis (within 2 years)¹¹ at the level of the stent graft</p>	<p>1</p> <p>Single-Stage Operation Potential for the Patient ¹²</p>	 <p>Global Regulatory Approvals EU (2012), US (2022), Japan (2023)</p>	<p>40</p> <p>Size Options Multiple configurations offer optimal outcomes to a wider patient population</p>
--	---	--	---

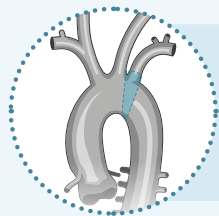
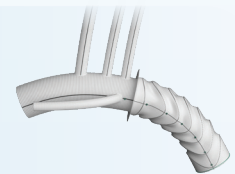


Island/En Bloc
Re-implantation of SAT

SAT = Supra-Aortic Trunk

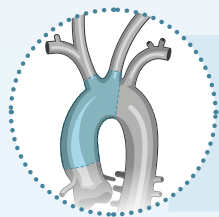



Zone 3
Standard technique




Zone 2
Distal LSA anastomosis

LSA = Left Subclavian Artery



Zone 0/1
Proximal anastomosis



9. Di Marco *et al.* (2017) 'The frozen elephant trunk technique: European Association for Cardio-Thoracic Surgery Position and Bologna experience.' *Korean Journal Thoracic & Cardiovascular Surgery*, 50, pp1-7.

10. Coselli *et al.* (2024) 'Total aortic arch replacement using a frozen elephant trunk device: Results of a 1-year US multicenter trial', *The Journal of Thoracic and Cardiovascular Surgery- Adult Aorta*, 167 (5) pp1-12.

11. Shrestha *et al.* (2016) 'Total aortic arch replacement with a novel 4-branched frozen elephant trunk prosthesis: single-centre results of the first 100 patients.' *Journal of Thoracic & Cardiovascular Surgery*, 152 (1), pp148-159.

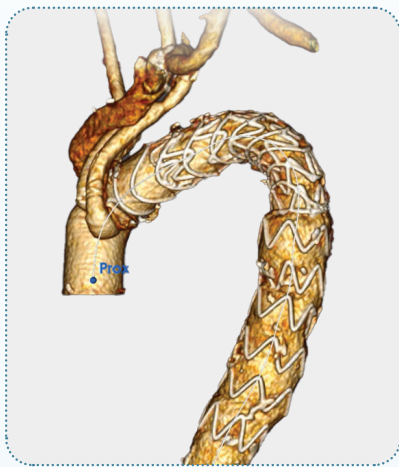
Thinking Ahead

With up to 33% FET repairs needing a future downstream intervention,¹³ utilising Relay®Pro in conjunction with Thoraflex™ Hybrid is indicated for on-label distal endovascular repair.

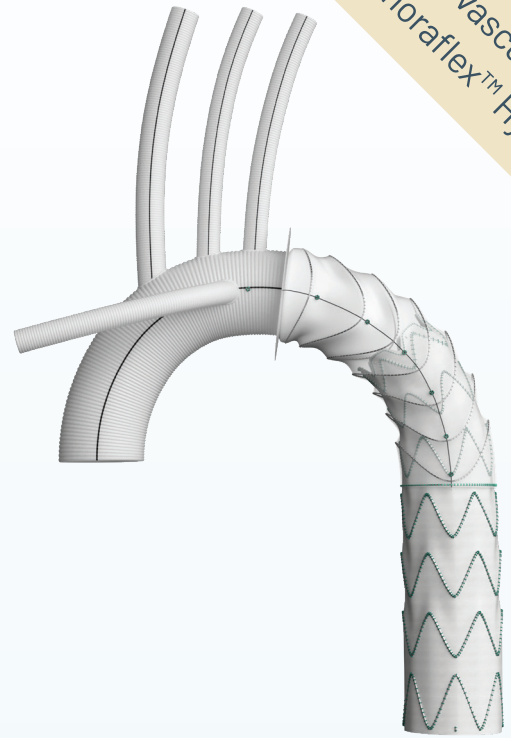
Relay®Pro offers the ideal endovascular solution to treat FET patients with more extensive disease, by virtue of:

- ▶ NBS (non-bare stent) configuration
- ▶ Low profile delivery system

Use of Relay®Pro subject to local regulatory approval



CT Image courtesy of Marco Di Eusanio; Lancisi Cardiovascular Center Ancona, Italy



The only FDA approved endovascular device indicated for extending Thoraflex™ Hybrid*

RELAY® PRO
THORACIC STENT-GRAFT SYSTEM

* The product sold in the US is the same design as the Rest of the World markets, however differs in labeling.

“Downstream TEVAR following the FET procedure is associated with excellent clinical outcomes. We thus maintain that staging thoracic aortic repair - FET and secondary TEVAR - is a very successful and safe strategy...”¹⁴



DISCOVER MORE
Features and
Benefits of
Thoraflex™ Hybrid

Features and Benefits: terumoaoartic.com/features-benefits

Discover how each of the key features and benefits are integrated into every one of our products to ensure the highest quality and performance possible.



DURABILITY & RELIABILITY



SAFETY & EFFICACY



ADAPTABILITY & VERSATILITY



FLEXIBILITY



PRECISION

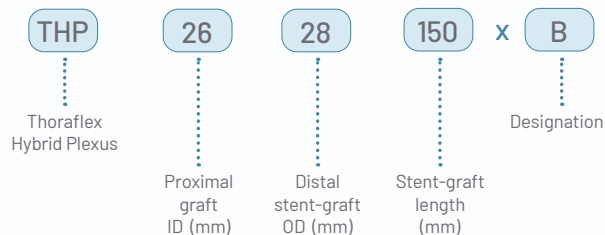


DESIGN

12. Mariscalco et al (2019), "Reflection from UK Aortic Group: Frozen Elephant Trunk Technique as Optimal Solution in Type A Acute Aortic Dissection." *Seminars in Thoracic Surgery* 31, pp686-690.
 13. Kreibich et al. (2020) 'Aortic reinterventions after the frozen elephant trunk procedure.' *The Journal of Thoracic and Cardiovascular Surgery*, 159 (2), pp392-399.
 14. Kreibich et al. (2022) 'Downstream thoracic endovascular aortic repair following zone 2, 100mm stent graft frozen elephant trunk implantation.' *Interactive CardioVascular and Thoracic Surgery*, 34 (6), pp1141-1146.

Plexus Product Ordering Information

Catalogue Number Explanation



100mm Stent Length

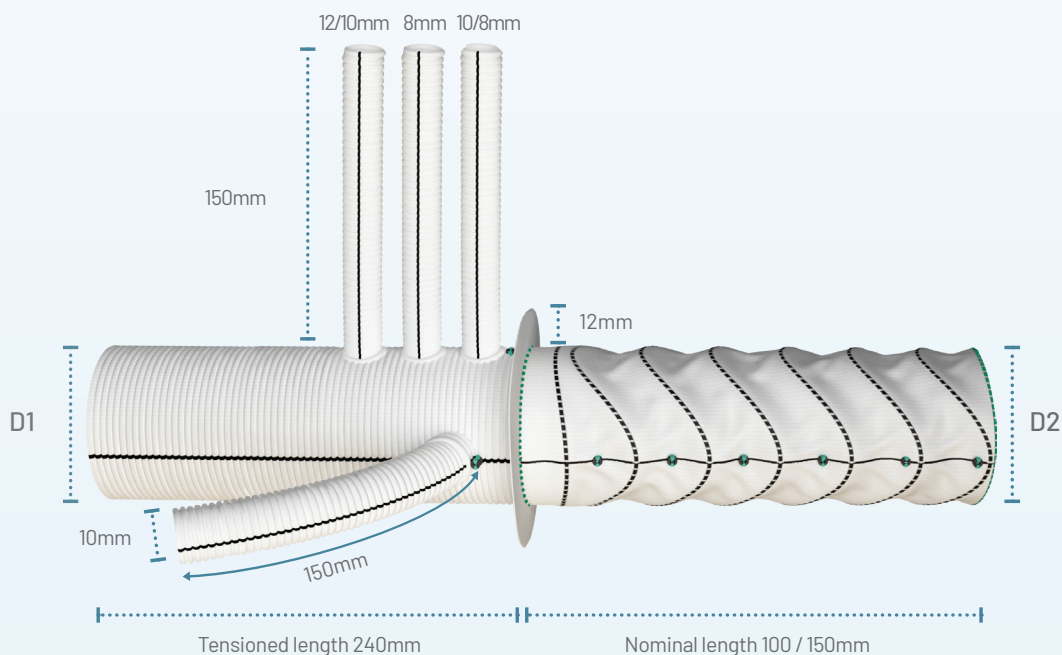
Catalogue Number	Graft ID - D1 (mm)	Stent-graft OD - D2 (mm)
THP2224 x 100B*	22	24
THP2426 x 100B*	24	26
THP2628 x 100B	26	28
THP2830 x 100B	28	30
THP3032 x 100B	30	32
THP3034 x 100B	30	34
THP3036 x 100B	30	36
THP3038 x 100B	30	38
THP3040 x 100B	30	40
THP3240 x 100B	32	40

150mm Stent Length

Catalogue Number	Graft ID - D1 (mm)	Stent-graft OD - D2 (mm)
THP2224 x 150B*	22	24
THP2426 x 150B*	24	26
THP2628 x 150B	26	28
THP2830 x 150B	28	30
THP3032 x 150B	30	32
THP3034 x 150B	30	34
THP3036 x 150B	30	36
THP3038 x 150B	30	38
THP3040 x 150B	30	40
THP3240 x 150B	32	40

* The branches on THP2224x100B, THP2426x100B, THP2224x150B and THP2426x150B are as follows: 10mm, 8mm & 8mm. (All other sizes have standard branch diameter configurations: 12mm, 8mm & 10mm)

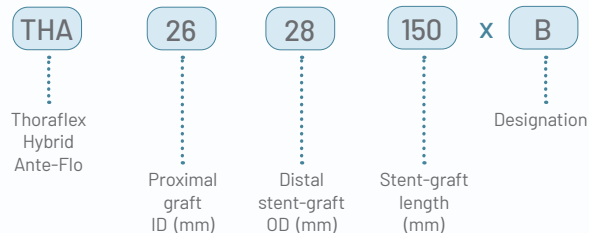
Stent-graft nominal length 100mm / 150mm



Note: drawing not to scale

Ante-Flo™ Product Ordering Information

Catalogue Number Explanation



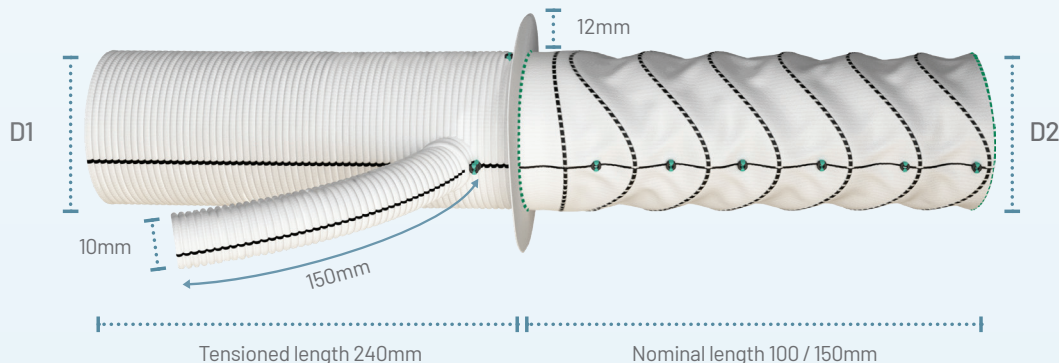
100mm Stent Length

Catalogue Number	Graft ID - D1 (mm)	Stent-graft OD - D2 (mm)
THA2224 x 100B	22	24
THA2426 x 100B	24	26
THA2628 x 100B	26	28
THA2830 x 100B	28	30
THA3032 x 100B	30	32
THA3034 x 100B	30	34
THA3036 x 100B	30	36
THA3038 x 100B	30	38
THA3040 x 100B	30	40
THA3240 x 100B	32	40


150mm Stent Length

Catalogue Number	Graft ID - D1 (mm)	Stent-graft OD - D2 (mm)
THA2224 x 150B	22	24
THA2426 x 150B	24	26
THA2628 x 150B	26	28
THA2830 x 150B	28	30
THA3032 x 150B	30	32
THA3034 x 150B	30	34
THA3036 x 150B	30	36
THA3038 x 150B	30	38
THA3040 x 150B	30	40
THA3240 x 150B	32	40

Stent-graft nominal length 100mm / 150mm



Note: drawing not to scale



Committed to Aortic Care



Discover solutions for every segment of the aorta
[terumo-aortic.com](https://www.terumo-aortic.com)




View IFU at [ifu.terumo-aortic.com](https://www.ifu.terumo-aortic.com) for more information on use, indications, contraindications and warnings/precautions.

Product availability subject to local regulatory approval.

PM-08863

For distributor information, visit
[terumo-aortic.com/contact](https://www.terumo-aortic.com/contact)

 Vasutek Ltd.
Newmains Avenue, Inchinnan,
Renfrewshire PA4 9RR, United Kingdom