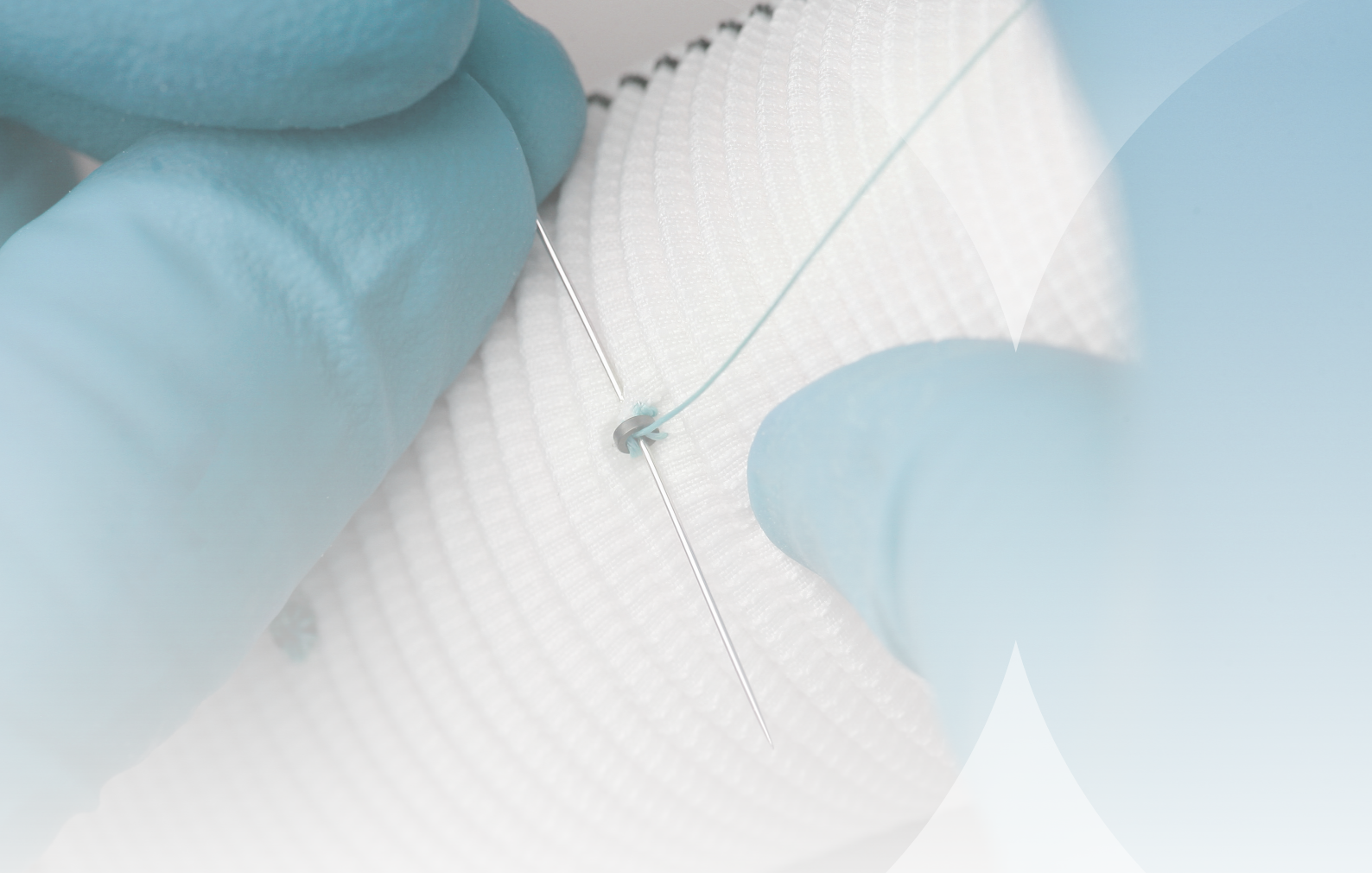


SURGICAL CORE CATALOGUE

# Gelweave™ & Gelsoft™ Plus

Pioneering the Future. Explore our expansive range of surgical grafts, over 40 years in the making.





## SURGICAL PORTFOLIO

# Pioneering the Future

### **Gelweave™** Confident Aortic Repair

Built with precision, you can trust in Gelweave for the confidence to confront the challenges of aortic repair.

### **Gelsoft™ Plus** Feel the Difference

Designed with care, feel the difference with Gelsoft Plus, the knitted aortic repair solution for your patients.

**Explore our expansive range of surgical grafts, over 40 years in the making.**



Discover solutions for every segment of the aorta  
[terumoaortic.com](https://www.terumoaortic.com)

 LinkedIn  VuMedi  X

Visit our website for more information on use, indications, contraindications, warnings/precautions and availability within your market.

 Manufactured by: Vascutek Ltd, Newmains Avenue, Inchinnan, Renfrewshire PA4 9RR, United Kingdom

Product availability subject to local regulatory approval.

# Table of Contents

## **Gelweave™**

Gelweave™ Straight Grafts .....	5
Gelweave™ Valsalva Grafts .....	6
Gelweave™ Ante-Flo Grafts .....	7
Gelweave™ Plexus Grafts .....	8
Gelweave™ Plexus Collared Grafts .....	9
Gelweave™ Siena Collared Branched Grafts with Radiopaque Markers .....	10
Gelweave™ Bavaria Zone 2 Grafts .....	11
Gelweave™ Branched Grafts .....	12
Gelweave™ Debranching Grafts .....	13,14
Gelweave™ Thoracoabdominal Grafts .....	15
Gelweave™ Bifurcate Grafts .....	16

## **Gelsoft™ Plus**

Gelsoft™ Plus Straight Grafts .....	18
Gelsoft™ Plus Bifurcate Grafts .....	19

## **References**

References .....	20
------------------	----

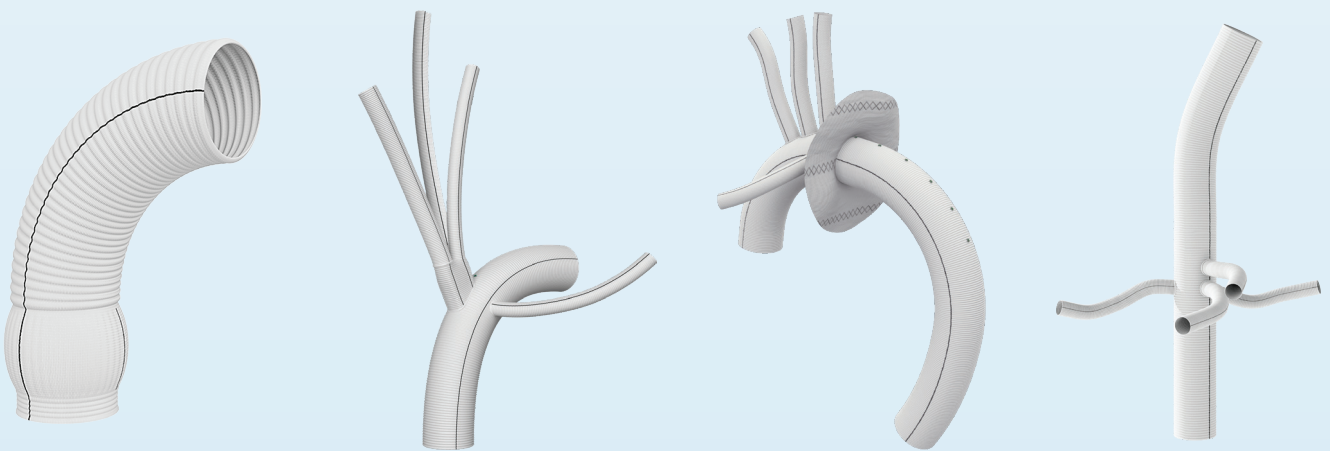
## **Index**

Index .....	21,22
-------------	-------

GELWEAVE™ PRODUCT FAMILY

# Gelweave™ Confident Aortic Repair

Built with precision, you can trust in Gelweave for the confidence to confront the challenges of aortic repair.



# Gelweave™ Straight Grafts

Gelweave™ Straight grafts are indicated to replace or bypass dissection, aneurysmal and occlusive disease of the thoracic, thoracoabdominal and abdominal aorta.

## Features

- ▶ Unique hydrolyzable gelatin impregnation <sup>1</sup>
- ▶ Crimped structure to retain tubular geometry



## Straight graft

Bore Size (mm)	Usable Length (cm)	Catalogue Number
6	15	731506E
6	30	733006E
6	40	734006E
6	60	736006E
7	15	731507E
7	30	733007E
7	60	736007E
8	15	731508E
8	30	733008E
8	40	734008E
8	60	736008E
9	15	731509E
9	30	733009E
9	60	736009E
10	15	731510E
10	30	733010E
10	60	736010E
11	15	731511E
11	30	733011E
11	60	736011E
12	15	731512E
12	30	733012E
12	60	736012E
14	15	731514E
14	30	733014E
14	60	736014E
16	15	731516E
16	30	733016E
16	60	736016E
18	12.5	731218E
18	25	732518E
18	30	733018E
18	50	735018E
18	60	736018E
20	12.5	731220E
20	25	732520E
20	30	733020E
20	50	735020E
20	60	736020E
22	12.5	731222E
22	25	732522E
22	30	733022E
22	50	735022E
22	60	736022E

Bore Size (mm)	Usable Length (cm)	Catalogue Number
24	12.5	731224E
24	25	732524E
24	30	733024E
24	50	735024E
24	60	736024E
26	5	730526E
26	12.5	731226E
26	25	732526E
26	30	733026E
26	50	735026E
26	60	736026E
28	5	730528E
28	12.5	731228E
28	25	732528E
28	30	733028E
28	50	735028E
28	60	736028E
30	10	731030E
30	20	732030E
30	30	733030E
30	40	734030E
30	50	735030E
30	60	736030E
32	10	731032E
32	20	732032E
32	30	733032E
32	40	734032E
32	50	735032E
32	60	736032E
34	10	731034E
34	20	732034E
34	30	733034E
34	40	734034E
34	50	735034E
34	60	736034E
36	10	731036E
36	30	733036E
36	40	734036E
36	60	736036E
38	10	731038E
38	20	732038E
38	30	733038E
38	40	734038E
38	60	736038E

# Gelweave™ Valsalva Grafts

The world's FIRST anatomically designed aortic root graft <sup>2</sup> indicated for aortic root replacement in cases of aneurysm or dissection.

## Features

- ▶ Woven graft design for valve sparing or Bentall procedures <sup>3</sup>
- ▶ Excellence in supporting the restoration of aortic valve function <sup>4</sup>
- ▶ Optimal reconstruction of the aortic root <sup>4</sup>
- ▶ Mimics natural response of the sinuses of Valsalva <sup>5</sup>
- ▶ Potential for: increased valve leaflet longevity <sup>6</sup> and reduced tension on the coronary artery anastomosis <sup>7</sup>



## Valsalva graft

Bore Size (mm)	Max Skirt Diameter (mm)	Body Length (cm)	Skirt Length (mm)	Collar Length (mm)	Catalogue Number
16	21	15	16	10	730016ADPE
18	24	15	18	10	730018ADPE
20	26	15	20	10	730020ADPE
22	28	15	22	10	730022ADPE
24	32	15	24	10	730024ADPE
26	34	15	26	10	730026ADPE
28	36	15	28	10	730028ADPE
30	38	15	30	10	730030ADPE
32	42	15	32	10	730032ADPE
34	44	15	34	10	730034ADPE


# Gelweave™ Ante-Flo Grafts

Antegrade flow made easy by the side branch may offer minimized circulatory arrest time<sup>8</sup> and lower risk of neurological deficits<sup>9</sup>. Gelweave™ Vascular Prostheses with an 'Ante-Flo' side branch are intended to allow perfusion of the graft during the implant procedure.

## Features

- ▶ Permits antegrade perfusion via side branch
- ▶ Thoracic aortic applications

## Ante-Flo graft



Bore Size (mm)		Usable Length (cm)		Catalogue Number
Main Body	Side Branch	Main Body	Side Branch	
18	8	40	15	734018/8E
20	8	40	15	734020/8E
22	8	40	15	734022/8E
24	8	40	15	734024/8E
26	8	40	15	734026/8E
28	8	40	15	734028/8E
30	8	40	15	734030/8E
32	8	40	15	734032/8E
34	8	40	15	734034/8E
22	8	20	15	732022/8E
24	8	20	15	732024/8E
26	8	20	15	732026/8E
28	8	20	15	732028/8E
30	8	20	15	732030/8E
32	8	20	15	732032/8E
34	8	20	15	732034/8E
22	10	20	15	732022/10E
24	10	20	15	732024/10E
26	10	20	15	732026/10E
28	10	20	15	732028/10E
30	10	20	15	732030/10E
32	10	20	15	732032/10E
34	10	20	15	732034/10E
20	10	40	25	734020/10SE
22	10	40	25	734022/10SE
24	10	40	25	734024/10SE
26	10	40	25	734026/10SE
28	10	40	25	734028/10SE
30	10	40	25	734030/10SE
20	10	40	15	734020/10E
22	10	40	15	734022/10E
24	10	40	15	734024/10E
26	10	40	15	734026/10E
28	10	40	15	734028/10E
30	10	40	15	734030/10E
32	10	40	15	734032/10E
34	10	40	15	734034/10E

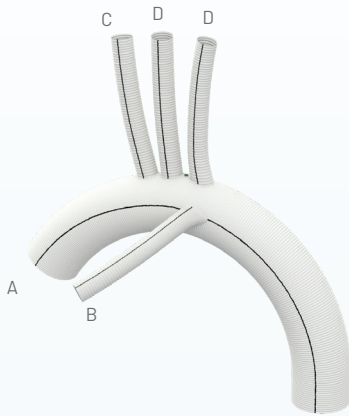


# Gelweave™ Plexus Grafts

Gelweave™ gelatin sealed grafts with multi-branch designs are indicated to replace dissection, aneurysmal and occlusive disease of the thoracic aorta.

## Features

- ▶ Designed for convenience and reduced implant time by eliminating need for branch to body suturing



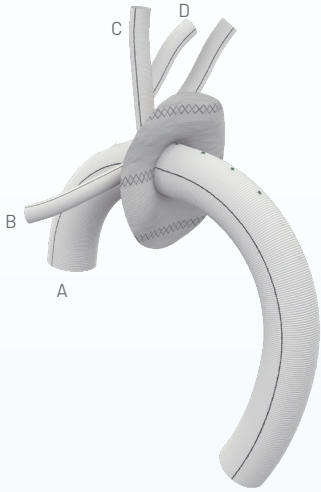
## 4-branch plexus graft

Bore Size (mm)				Usable Length (cm)				Catalogue Number
Main Body (A)	Side Branch (B)	Arch Branch (C)	Arch Branch (D)	Main Body (A)	Side Branch (B)	Arch Branch (C)	Arch Branch (D)	
20	8	10	8	40	15	15	15	73201088/8E
22	8	10	8	40	15	15	15	73221088/8E
24	8	10	8	40	15	15	15	73241088/8E
26	8	10	8	40	15	15	15	73261088/8E
28	8	10	8	40	15	15	15	73281088/8E
30	8	10	8	40	15	15	15	73301088/8E
32	8	10	8	40	15	15	15	73321088/8E
34	8	10	8	40	15	15	15	73341088/8E
20	10	10	8	40	15	15	15	73201088/10E
22	10	10	8	40	15	15	15	73221088/10E
24	10	10	8	40	15	15	15	73241088/10E
26	10	10	8	40	15	15	15	73261088/10E
28	10	10	8	40	15	15	15	73281088/10E
30	10	10	8	40	15	15	15	73301088/10E
32	10	10	8	40	15	15	15	73321088/10E
34	10	10	8	40	15	15	15	73341088/10E



# Gelweave™ Plexus Collared Grafts

Gelweave™ gelatin sealed grafts with multi-branch collared designs are indicated to replace dissection, aneurysmal and occlusive disease of the thoracic aorta.



## Radial plexus with radiopaque markers

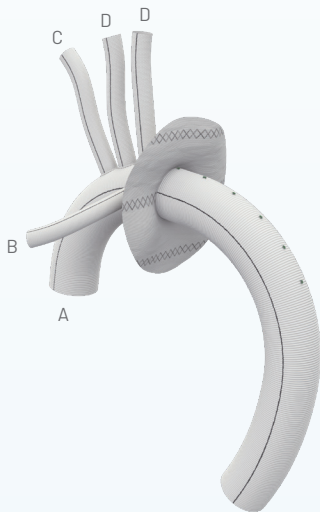
Bore Size (mm)				Usable Length (cm)				Catalogue Number
Main Body (A)	Side Branch (B)	Arch Branch (C)	Arch Branch (D)	Main Body (A)	Side Branch (B)	Arch Branch (C)	Arch Branch (D)	
20	8	10	8	50	15	15	15	732010108/8RPE
22	8	10	8	50	15	15	15	732210108/8RPE
24	8	10	8	50	15	15	15	732410108/8RPE
26	8	10	8	50	15	15	15	732610108/8RPE
28	8	10	8	50	15	15	15	732810108/8RPE
30	8	10	8	50	15	15	15	733010108/8RPE
32	8	10	8	50	15	15	15	733210108/8RPE
20	10	10	8	50	15	15	15	732010108/10RPE
22	10	10	8	50	15	15	15	732210108/10RPE
24	10	10	8	50	15	15	15	732410108/10RPE
26	10	10	8	50	15	15	15	732610108/10RPE
28	10	10	8	50	15	15	15	732810108/10RPE
30	10	10	8	50	15	15	15	733010108/10RPE
32	10	10	8	50	15	15	15	733210108/10RPE

# Gelweave™ Siena Collared Branched Grafts with Radiopaque Markers

The Siena graft with radiopaque markers is intended for use in the first stage of conventional elephant trunk procedures and are indicated to replace dissection, aneurysmal and occlusive disease of the thoracic aorta.

## Features

- ▶ Radiopaque markers facilitate second stage endovascular repair
- ▶ The collar compensates for diameter mismatch between distal aorta and graft, reducing tension on the distal anastomosis and potential for aneurysm rupture before second stage repair<sup>10</sup>
- ▶ Permits antegrade perfusion via side branch



## Siena 4-branch Plexus graft with radiopaque markers

Bore Size (mm)				Usable Length (cm)				Catalogue Number
Main Body (A)	Side Branch (B)	Arch Branch (C)	Arch Branch (D)	Main Body (A)	Side Branch (B)	Arch Branch (C)	Arch Branch (D)	
20	8	10	8	50	15	15	15	73201088/8RME
22	8	10	8	50	15	15	15	73221088/8RME
24	8	10	8	50	15	15	15	73241088/8RME
26	8	10	8	50	15	15	15	73261088/8RME
28	8	10	8	50	15	15	15	73281088/8RME
30	8	10	8	50	15	15	15	73301088/8RME
32	8	10	8	50	15	15	15	73321088/8RME
34	8	10	8	50	15	15	15	73341088/8RME
20	10	10	8	50	15	15	15	73201088/10RME
22	10	10	8	50	15	15	15	73221088/10RME
24	10	10	8	50	15	15	15	73241088/10RME
26	10	10	8	50	15	15	15	73261088/10RME
28	10	10	8	50	15	15	15	73281088/10RME
30	10	10	8	50	15	15	15	73301088/10RME
32	10	10	8	50	15	15	15	73321088/10RME
34	10	10	8	50	15	15	15	73341088/10RME

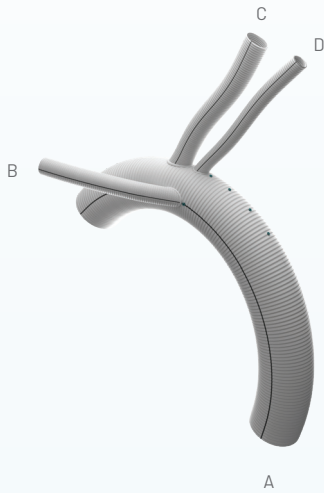
(Hybrid procedures are defined as a treatment combination employing open surgical debranching with endovascular aortic repair).

# Gelweave™ Bavaria Zone 2 Grafts

Gelweave™ Zone 2 grafts are gelatin sealed, woven polyester grafts, indicated to replace dissection, aneurysmal and occlusive disease of the thoracic aorta.

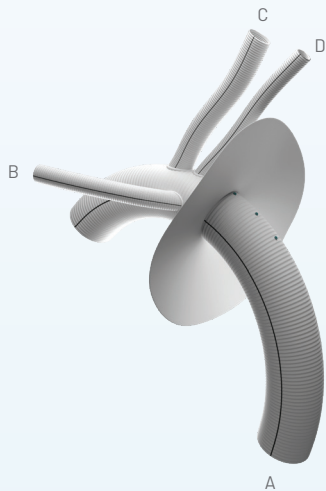
## Features

- ▶ Radiopaque markers facilitate second stage endovascular repair
- ▶ The collar compensates for diameter mismatch between distal aorta and graft, reducing tension on the distal anastomosis and potential for aneurysm rupture before second stage repair<sup>10</sup>
- ▶ Side branch permits antegrade perfusion



## Bavaria zone 2 graft

Bore Size (mm)				Usable Length (cm)				Catalogue Number
Main Body (A)	Side Branch (B)	Arch Branch (C)	Arch Branch (D)	Main Body (A)	Side Branch (B)	Arch Branch (C)	Arch Branch (D)	
20	10	12	8	50	15	15	15	7320128/10RMEE
22	10	12	8	50	15	15	15	7322128/10RMEE
24	10	12	8	50	15	15	15	7324128/10RMEE
26	10	12	8	50	15	15	15	7326128/10RMEE
28	10	12	8	50	15	15	15	7328128/10RMEE
30	10	12	8	50	15	15	15	7330128/10RMEE
32	10	12	8	50	15	15	15	7332128/10RMEE
20	10	14	8	50	15	15	15	7320148/10RMEE
22	10	14	8	50	15	15	15	7322148/10RMEE
24	10	14	8	50	15	15	15	7324148/10RMEE
26	10	14	8	50	15	15	15	7326148/10RMEE
28	10	14	8	50	15	15	15	7328148/10RMEE
30	10	14	8	50	15	15	15	7330148/10RMEE
32	10	14	8	50	15	15	15	7332148/10RMEE



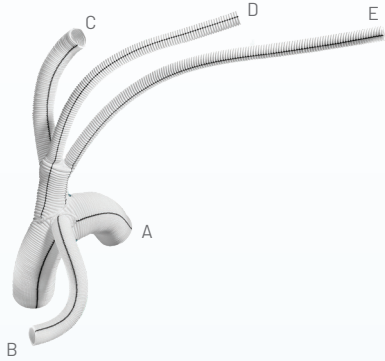
## Bavaria collared zone 2 graft

Bore Size (mm)				Usable Length (cm)				Catalogue Number
Main Body (A)	Side Branch (B)	Arch Branch (C)	Arch Branch (D)	Main Body (A)	Side Branch (B)	Arch Branch (C)	Arch Branch (D)	
20	10	12	8	50	15	15	15	7320128/10RMFE
22	10	12	8	50	15	15	15	7322128/10RMFE
24	10	12	8	50	15	15	15	7324128/10RMFE
26	10	12	8	50	15	15	15	7326128/10RMFE
28	10	12	8	50	15	15	15	7328128/10RMFE
30	10	12	8	50	15	15	15	7330128/10RMFE
32	10	12	8	50	15	15	15	7332128/10RMFE
20	10	14	8	50	15	15	15	7320148/10RMFE
22	10	14	8	50	15	15	15	7322148/10RMFE
24	10	14	8	50	15	15	15	7324148/10RMFE
26	10	14	8	50	15	15	15	7326148/10RMFE
28	10	14	8	50	15	15	15	7328148/10RMFE
30	10	14	8	50	15	15	15	7330148/10RMFE
32	10	14	8	50	15	15	15	7332148/10RMFE

# Gelweave™ Branched Grafts

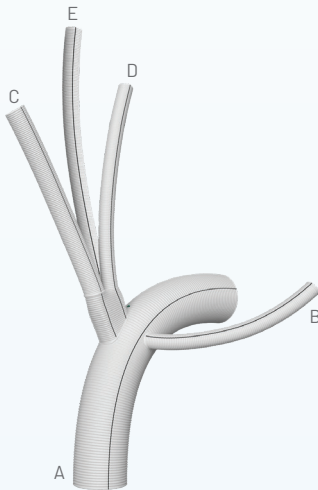
Gelweave™ Branched grafts are indicated to replace dissection, aneurysmal and occlusive disease of the thoracic aorta.

## Thoracic arch graft with radiopaque markers



Bore Size (mm)					Usable Length (cm)					Catalogue Number
Main Body (A)	Side Branch (B)	Arch Branch (C)	Arch Branch (D)	Arch Branch (E)	Main Body (A)	Side Branch (B)	Arch Branch (C)	Arch Branch (D)	Arch Branch (E)	
22	10	12	8	8	20	30	15	15	30	732022CX4RME
24	10	12	8	8	20	30	15	15	30	732024CX4RME
26	10	12	8	8	20	30	15	15	30	732026CX4RME
28	10	12	8	8	20	30	15	15	30	732028CX4RME
30	10	12	8	8	20	30	15	15	30	732030CX4RME
32	10	12	8	8	20	30	15	15	30	732032CX4RME
34	10	12	8	8	20	30	15	15	30	732034CX4RME

## Lupiae thoracic arch graft with radiopaque markers



Bore Size (mm)					Usable Length (cm)					Catalogue Number
Main Body (A)	Side Branch (B)	Arch Branch (C)	Arch Branch (D)	Arch Branch (E)	Main Body (A)	Side Branch (B)	Arch Branch (C)	Arch Branch (D)	Arch Branch (E)	
20	10	10	8	10	40	30	30	30	40	734020CX4RMSE
22	10	10	8	10	40	30	30	30	40	734022CX4RMSE
24	10	10	8	10	40	30	30	30	40	734024CX4RMSE
26	10	10	8	10	40	30	30	30	40	734026CX4RMSE
28	10	10	8	10	40	30	30	30	40	734028CX4RMSE
30	10	10	8	10	40	30	30	30	40	734030CX4RMSE
32	10	10	8	10	40	30	30	30	40	734032CX4RMSE
34	10	10	8	10	40	30	30	30	40	734034CX4RMSE

# Gelweave™ Debranching Grafts

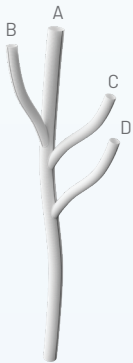
Can be used for debranching, i.e. reconstruction of the aortic vessels & associated hybrid procedures. The design features of the Trifurcate Arch Graft facilitate techniques that may offer:

- ▶ Shortened hypothermic circulatory arrest time <sup>11</sup>
- ▶ Minimized cerebral ischemia <sup>12</sup>
- ▶ Reduced risk of embolization - No touch technique <sup>12</sup>
- ▶ Minimized adverse outcomes <sup>11</sup>
- ▶ Precise construction of the elephant trunk anastomosis <sup>11</sup>



## Trifurcate arch graft

Bore Size (mm)		Usable Length (cm)		Catalogue Number
Main Body (A)	Side Branch (B)	Main Body (A)	Side Branch (B)	
12	8	20	10	732012/8X2E
14	8	20	10	732014/8X2E
12	10	20	10	732012/10X2E
14	10	20	10	732014/10X2E



## Trifurcate arch graft with side branch

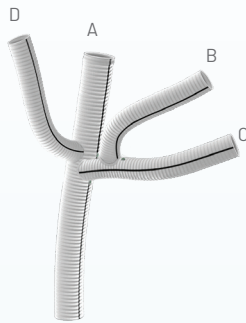
Bore Size (mm)				Usable Length (cm)				Catalogue Number
Main Body (A)	Side Branch (B)	Side Branch (C)	Side Branch (D)	Main Body (A)	Side Branch (B)	Side Branch (C)	Side Branch (D)	
10	8	8	10	30	10	10	10	731010/8X2E
12	8	8	10	30	10	10	10	731210/8X2E
10	8	8	8	30	10	10	10	73108/8X2E
12	8	10	10	30	10	10	10	73128/10X2E



## Y Arch Graft

### Trifurcate arch Y graft

Bore Size (mm)			Usable Length (cm)			Catalogue Number
Main Body (A)	Side Branch (B)	Side Branch (C)	Main Body (A)	Side Branch (B)	Side Branch (C)	
12	8	8	20	15	15	732012/8X2AE
14	8	8	20	15	15	732014/8X2AE
14	10	10	20	15	15	732014/10X2AE



## W Arch Graft

Trifurcate arch graft with side branch and radiopaque markers

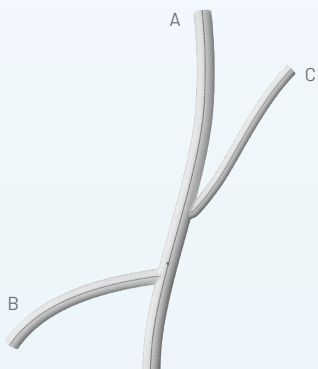
Bore Size (mm)				Usable Length (cm)				Catalogue Number
Main Body (A)	Side Branch (B)	Side Branch (C)	Side Branch (D)	Main Body (A)	Side Branch (B)	Side Branch (C)	Side Branch (D)	
12	8	10	8	30	15	15	15	7312108/8RME
12	8	10	10	30	15	15	15	7312108/10RME
14	8	10	8	30	15	15	15	7314108/8RME
14	8	10	10	30	15	15	15	7314108/10RME



## Trifurcate arch graft with long body

Bore Size (mm)		Usable Length (cm)		Catalogue Number
Main Body (A)	Side Branch (B)	Main Body (A)	Side Branch (B)	
12	8	25	10	732012/8x2SE
14	10	25	10	732014/10x2SE

## Thoracic arch graft with radiopaque markers

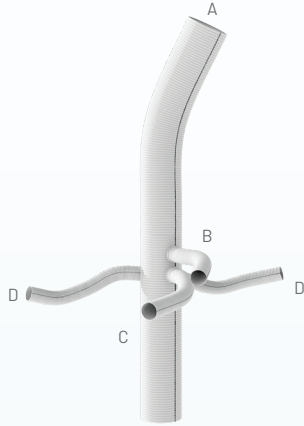


Bore Size (mm)			Usable Length (cm)			Catalogue Number
Main Body (A)	Side Branch (B)	Side Branch (C)	Main Body (A)	Side Branch (B)	Side Branch (C)	
12	10	8	22	25	13	732212/10/8CRME
14	10	10	22	25	13	732214/10/10CRME
12	10	8	22	10	13	732212/10/8ARME
14	10	10	22	10	13	732214/10/10ARME

# Gelweave™ Thoracoabdominal Grafts

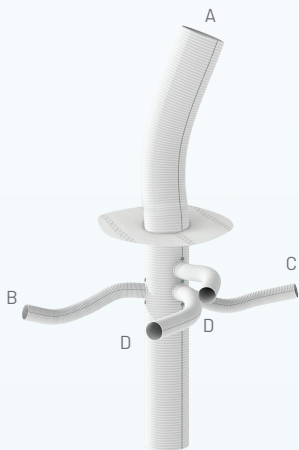
Gelweave™ thoracoabdominal gelatin sealed grafts are indicated to replace or bypass dissection, aneurysmal and occlusive disease of the thoracoabdominal and abdominal aorta in conjunction with their associated branch vessels.

## Coselli Thoracoabdominal graft



Bore Size (mm)				Usable Length (cm)				Catalogue Number
Main Body (A)	Side Branch (B)	Side Branch (C)	Side Branches (D)	Main Body (A)	Side Branch (B)	Side Branch (C)	Side Branches (D)	
20	10	10	8	60	10	10	10	732010108/8S4E
22	10	10	8	60	10	10	10	732210108/8S4E
24	10	10	8	60	10	10	10	732410108/8S4E
26	10	10	8	60	10	10	10	732610108/8S4E
28	10	10	8	60	10	10	10	732810108/8S4E
30	10	10	8	60	10	10	10	733010108/8S4E

## Thoracoabdominal graft with collar and radiopaque markers



Bore Size (mm)				Usable Length (cm)				Catalogue Number
Main Body (A)	Side Branch (B)	Arch Branch (C)	Arch Branch (D)	Main Body (A)	Side Branch (B)	Arch Branch (C)	Arch Branch (D)	
20	8	8	10	60	10	10	10	732010108/8RME
22	8	8	10	60	10	10	10	732210108/8RME
24	8	8	10	60	10	10	10	732410108/8RME
26	8	8	10	60	10	10	10	732610108/8RME
28	8	8	10	60	10	10	10	732810108/8RME
30	8	8	10	60	10	10	10	733010108/8RME





# Gelweave™ Bifurcate Grafts

Gelweave™ bifurcate grafts are gelatin sealed, woven polyester grafts indicated to replace or bypass dissection, aneurysmal and occlusive disease of the abdominal aorta in conjunction with their associated branch vessels.

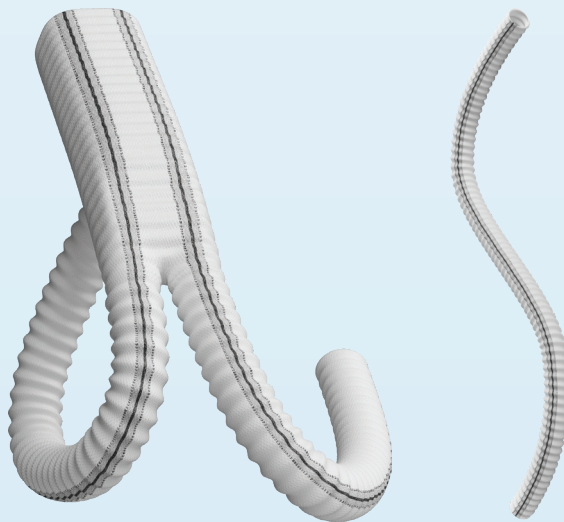
## Bifurcate graft

Main Bore Size (mm)	Leg Bore Size (mm)	Usable Length (cm)	Catalogue Number
12	6	45	731206E
14	7	45	731407E
16	8	45	731608E
18	9	45	731809E
20	10	45	732010E
22	11	45	732211E
24	12	45	732412E

GELSOFT™ PLUS PRODUCT FAMILY

# Gelsoft™ Plus Feel the Difference

Designed with care, feel the difference with Gelsoft Plus,  
the knitted aortic repair solution for your patients.



# Gelsoft™ Plus Straight Grafts


The Gelsoft™ Plus Straight Grafts are indicated to replace or bypass aneurysmal and occlusive disease of the abdominal aorta and the lower extremity peripheral arteries.

## Features

The Köper knitted structure maintains the advantages of warp knitted structure such as good handling & fray resistance<sup>13</sup> whilst offering:

- ▶ superior dilation resistance and suture retention strength<sup>14</sup>

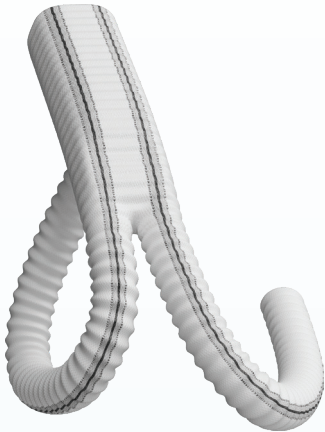
## Straight graft



Bore Size (mm)	Usable Length (cm)	Catalogue Number
6	15	631506PE
6	30	633006PE
6	40	634006PE
6	60	636006PE
7	15	631507PE
7	30	633007PE
7	40	634007PE
7	60	636007PE
8	15	631508PE
8	30	633008PE
8	40	634008PE
8	60	636008PE
10	15	631510PE
10	30	633010PE
10	60	636010PE
12	15	631512PE
12	30	633012PE
12	60	636012PE
14	15	631514PE
14	30	633014PE
14	60	636014PE
16	15	631516PE
16	30	633016PE
16	60	636016PE
18	12.5	631218PE
18	25	632518PE
18	50	635018PE
20	12.5	631220PE
20	25	632520PE
20	50	635020PE
22	12.5	631222PE
22	25	632522PE
22	50	635022PE
24	12.5	631224PE
24	25	632524PE
24	50	635024PE

# Gelsoft™ Plus Bifurcate Grafts

The Gelsoft™ Plus Bifurcate Grafts are indicated to replace or bypass aneurysmal and occlusive disease of the abdominal aorta and the lower extremity peripheral arteries.



## Bifurcate graft

Main Bore Size (mm)	Leg Bore Size (mm)	Usable Length (cm)	Catalogue Number
12	6	45	631206PE
14	7	45	631407PE
16	8	45	631608PE
18	9	45	631809PE
20	10	45	632010PE
22	11	45	632211PE
24	12	45	632412PE

# References

1. Drury J et al. (1987). Experimental and Clinical Experience with a Gelatin Impregnated Dacron Prosthesis. *Annals of Vascular Surgery*. December; 1(5):542-547.
2. De Paulis R et al. (2000). A New Aortic Dacron Conduit for Surgical Treatment of Aortic Root Pathology. *Italian Heart Journal*. July; 1(7):457-463.
3. De Paulis R et al. (2002). One-year Appraisal of a New Aortic Root Conduit with Sinuses of Valsalva. *The Journal of Thoracic and Cardiovascular Surgery*. January; 123(1):33-39.
4. Chirichilli I et al. (2023). Twenty-year experience of aortic valve reimplantation using the Valsalva graft. *European Journal of Cardio-Thoracic Surgery*. March; 63(3):ezac591.
5. Schoenhoff FS et al. (2009). The Role of the Sinuses of Valsalva in Aortic Root Flow Dynamics and Aortic Root Surgery: Evaluation by Magnetic Resonance Imaging. *Journal of Heart Valve Disease*. July; 18(4):380-385.
6. De Paulis R et al. (2002). Analysis of Valve Motion After the Reimplantation Type of Valve-Sparing Procedure (David I) with a New Aortic Root Conduit. *The Annals of Thoracic Surgery*. July; 74(1):53-57.
7. Weltert L et al. (2009). Re-creation of a sinuslike graft expansion in Bentall procedure reduces stress at the coronary button anastomoses: A finite element study. *The Journal of Thoracic and Cardiovascular Surgery*. May; 137(5):1082-1087.
8. Ehrlich M et al. (1994). Operative Management of Aortic Aneurysms Using Profound Hypothermia & Circulatory Arrest. *International Congress on Thoracic & Thoracoabdominal Aortic Aneurysm*. 12-14 June; 23(26).
9. Ehrlich M et al. (1997). The Use of Profound Hypothermia and Circulatory Arrest in Operations on the Thoracic Aorta. *European Journal Cardio-Thoracic Surgery*. January; 11(1):176-181.
10. Neri E et al. (2004). The "Elephant Trunk" Technique Made Easier. *Annals of Vascular Surgery*. July; 78(1):e17-18.
11. Strauch JT et al. (2004). Technical Advances in Total Aortic Arch Replacement. *Annals of Vascular Surgery*. February; 77(2):581-590.
12. Spielvogel D et al. (2003). Aortic Arch Reconstruction Using a Trifurcated Graft. *Annals of Vascular Surgery*. March; 75(3):1034-1036.
13. Walker D et al. (1995). Novel structure for a polyester vascular prosthesis with improved mechanical properties. *The 21st Annual Meeting of the Society for Biomaterials*. 18-22 March: 84.
14. Goëau-Brissonnière OA et al. (2000). Can knitting structure affect dilation of polyester bifurcated prostheses? A randomized study with the use of helical computed tomographic scanning. *Journal of Vascular Surgery*. January; 31(1): 157-163.

# Index - Gelweave

73108/8X2E	13	732034/8E	7	734034/10E	7	73221088/8E	8
73128/10X2E	13	732034/10E	7	734034CX4RMSE	12	73221088/8RME	10
730016ADPE	6	732034CX4RME	12	734034E	5	73221088/10E	8
730018ADPE	6	732034E	5	734036E	5	73221088/10RME	10
730020ADPE	6	732038E	5	734038E	5	73241088/8E	8
730022ADPE	6	732211E	16	735018E	5	73241088/8RME	10
730024ADPE	6	732212/10/8ARME	14	735020E	5	73241088/10E	8
730026ADPE	6	732212/10/8CRME	14	735022E	5	73241088/10RME	10
730028ADPE	6	732214/10/10ARME	14	735024E	5	73261088/8E	8
730030ADPE	6	732214/10/10CRME	14	735026E	5	73261088/8RME	10
730032ADPE	6	732412E	16	735028E	5	73261088/10E	8
730034ADPE	6	732518E	5	735030E	5	73261088/10RME	10
730526E	5	732520E	5	735032E	5	73281088/8E	8
730528E	5	732522E	5	735034E	5	73281088/8RME	10
731010/8X2E	13	732524E	5	736006E	5	73281088/10E	8
731030E	5	732526E	5	736007E	5	73281088/10RME	10
731032E	5	732528E	5	736008E	5	73301088/8E	8
731034E	5	733006E	5	736009E	5	73301088/8RME	10
731036E	5	733007E	5	736010E	5	73301088/10E	8
731038E	5	733008E	5	736011E	5	73301088/10RME	10
731206E	16	733009E	5	736012E	5	73321088/8E	8
731210/8X2E	13	733010E	5	736014E	5	73321088/8RME	10
731218E	5	733011E	5	736016E	5	73321088/10E	8
731220E	5	733012E	5	736018E	5	73321088/10RME	10
731222E	5	733014E	5	736020E	5	73341088/8E	8
731224E	5	733016E	5	736022E	5	73341088/8RME	10
731226E	5	733018E	5	736024E	5	73341088/10E	8
731228E	5	733020E	5	736026E	5	73341088/10RME	10
731407E	16	733022E	5	736028E	5	732010108/8RME	15
731506E	5	733024E	5	736030E	5	732010108/8RPE	9
731507E	5	733026E	5	736032E	5	732010108/8S4E	15
731508E	5	733028E	5	736034E	5	732010108/10RPE	9
731509E	5	733030E	5	736036E	5	732210108/8RME	15
731510E	5	733032E	5	736038E	5	732210108/8RPE	9
731511E	5	733034E	5	7312108/8RME	14	732210108/8S4E	15
731512E	5	733036E	5	7312108/10RME	14	732210108/10RPE	9
731514E	5	733038E	5	7314108/8RME	14	732410108/8RME	15
731516E	5	734006E	5	7314108/10RME	14	732410108/8RPE	9
731608E	16	734008E	5	7320128/10RMEE	11	732410108/8S4E	15
731809E	16	734018/8E	7	7320128/10RMFE	11	732410108/10RPE	9
732010E	16	734020/8E	7	7320148/10RMEE	11	732610108/8RME	15
732012/8X2AE	14	734020/10E	7	7320148/10RMFE	11	732610108/8RPE	9
732012/8X2E	13	734020/10SE	7	7322128/10RMEE	11	732610108/8S4E	15
732012/8x2SE	14	734020CX4RMSE	12	7322128/10RMFE	11	732610108/10RPE	9
732012/10X2E	13	734022/8E	7	7322148/10RMEE	11	732810108/8RME	15
732014/8X2AE	14	734022/10E	7	7322148/10RMFE	11	732810108/8RPE	9
732014/8X2E	13	734022/10SE	7	7324128/10RMEE	11	732810108/8S4E	15
732014/10X2AE	14	734022CX4RMSE	12	7324128/10RMFE	11	732810108/10RPE	9
732014/10X2E	13	734024/8E	7	7324148/10RMEE	11	733010108/8RME	15
732014/10x2SE	14	734024/10E	7	7324148/10RMFE	11	733010108/8RPE	9
732022/8E	7	734024/10SE	7	7326128/10RMEE	11	733010108/8S4E	15
732022/10E	7	734024CX4RMSE	12	7326128/10RMFE	11	733010108/10RPE	9
732022CX4RME	12	734026/8E	7	7326148/10RMEE	11	733210108/8RPE	9
732024/8E	7	734026/10E	7	7326148/10RMFE	11	733210108/10RPE	9
732024/10E	7	734026/10SE	7	7328128/10RMEE	11		
732024CX4RME	12	734026CX4RMSE	12	7328128/10RMFE	11		
732026/8E	7	734028/8E	7	7328148/10RMEE	11		
732026/10E	7	734028/10E	7	7328148/10RMFE	11		
732026CX4RME	12	734028/10SE	7	7330128/10RMEE	11		
732028/8E	7	734028CX4RMSE	12	7330128/10RMFE	11		
732028/10E	7	734030/8E	7	7330148/10RMEE	11		
732028CX4RME	12	734030/10E	7	7330148/10RMFE	11		
732030/8E	7	734030/10SE	7	7332128/10RMEE	11		
732030/10E	7	734030CX4RMSE	12	7332128/10RMFE	11		
732030CX4RME	12	734030E	5	7332148/10RMEE	11		
732030E	5	734032/8E	7	7332148/10RMFE	11		
732032/8E	7	734032/10E	7	73201088/8E	8		
732032/10E	7	734032CX4RMSE	12	73201088/8RME	10		
732032CX4RME	12	734032E	5	73201088/10E	8		
732032E	5	734034/8E	7	73201088/10RME	10		

# Index - Gelsoft Plus

631506PE .....	18
633006PE .....	18
634006PE .....	18
636006PE .....	18
631507PE .....	18
633007PE .....	18
634007PE .....	18
636007PE .....	18
631508PE .....	18
633008PE .....	18
634008PE .....	18
636008PE .....	18
631510PE .....	18
633010PE .....	18
636010PE .....	18
631512PE .....	18
633012PE .....	18
636012PE .....	18
631514PE .....	18
633014PE .....	18
636014PE .....	18
631516PE .....	18
633016PE .....	18
636016PE .....	18
631218PE .....	18
632518PE .....	18
635018PE .....	18
636018PE .....	18
631220PE .....	18
632520PE .....	18
635020PE .....	18
636020PE .....	18
631222PE .....	18
632522PE .....	18
635022PE .....	18
636022PE .....	18
631224PE .....	18
632524PE .....	18
635024PE .....	18
631206PE .....	19
631407PE .....	19
631608PE .....	19
631809PE .....	19
632010PE .....	19
632211PE .....	19
632412PE .....	19







Committed to Aortic Care



Discover solutions for every segment of the aorta  
[terumoortic.com](https://terumoortic.com)




View IFU at [eifu.terumoortic.com](https://eifu.terumoortic.com) for more information on use, indications, contraindications and warnings/precautions.

Product availability subject to local regulatory approval.

PM-09037

For distributor information, visit  
[terumoortic.com/contact](https://terumoortic.com/contact)

 Vasutek Ltd.  
Newmains Avenue, Inchinnan,  
Renfrewshire PA4 9RR, United Kingdom