

RELAY[®] PRO

THORACIC STENT-GRAFT SYSTEM

Uniquely Inspired
for Ideal Placement



Confidence with On-Label Treatment of all Pathologies of the Descending Thoracic Aorta

RelayPro is indicated for the endovascular repair of all lesions of the descending thoracic aorta in patients having appropriate anatomy

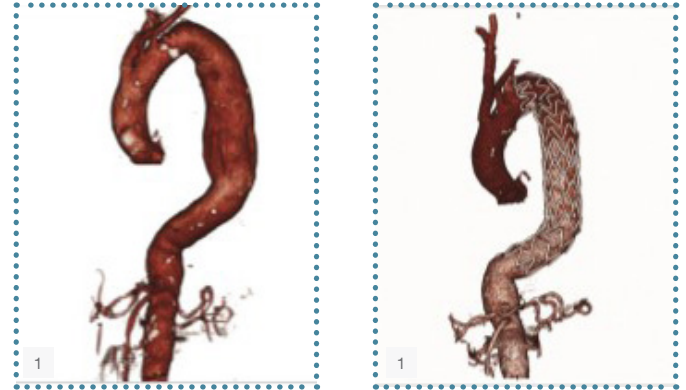
- ▶ FDA approved for **Aneurysm** and **PAU** in 2021
- ▶ FDA approved for **Dissection** and **Transection*** in 2023

*The 22mm diameter device is only indicated for Transection

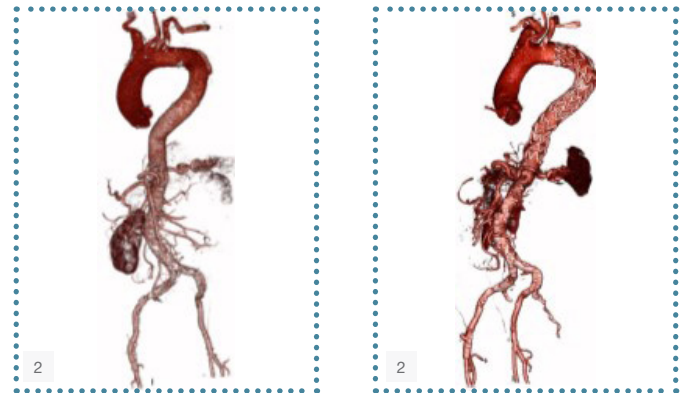
100% Technical Success^{1,2}

98.9% Freedom from aneurysm expansion through 12 months¹

95.7% Absence of false lumen perfusion through 30 days²



Patient with a type III arch and descending thoracic aortic aneurysm: on the left, preoperative CT 3-dimensional reconstruction shows a 58-mm aneurysm with proximal landing zone in the distal arch; on the right postoperative CT scan shows conformability of 2 RelayPro NBS devices.



On the left, preoperative volume rendered scan of a patient with an acute, complicated type B aortic dissection. On the right, volume-rendered follow-up scan at 2 years shows successful repair with 2 RelayPro NBS deployed distal to the left subclavian artery.

Thinking Ahead with On-Label Endovascular Extension

Only On-Label Option to Extend Thoraflex Hybrid

If the lesion requires use of a distal extension, only a RelayPro NBS configuration should be used.

33% of FET repairs need a future downstream intervention³

“Distal stent-graft extension following the frozen elephant trunk procedure is a good and safe treatment option in patients with thoracic aorta diseases.”⁴

In hospital outcomes: ^{4*}

0%

Mortality

0%

Stroke rate

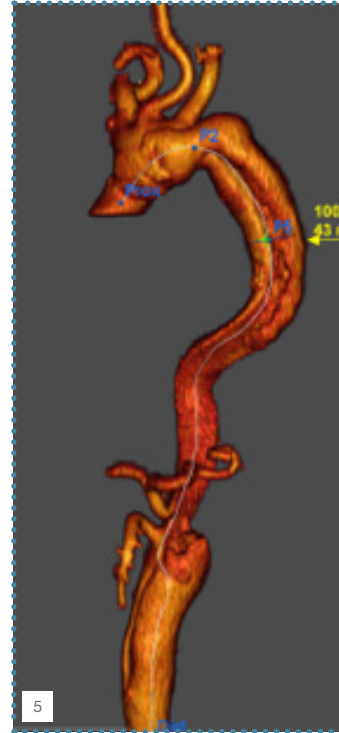
0%

Paraplegia

* 84% of the extensions were performed with a RelayNBS Plus. The RelayNBS Plus is not approved in the US. The RelayPro NBS is the next generation stent-graft sharing the same stents and fabric material.



WATCH ON VUMEDI
2nd Stage TEVARing with Thoraflex™ Hybrid: Staying on Label at all Times



44 yo, with acute type A aortic dissection repaired with Thoraflex Hybrid, extended with RelayPro NBS thoracic stent graft system

EXTEND

A global post-market study to evaluate the Thoraflex Hybrid device on its own and in combination with the RelayPro NBS

3. Kreibich, M et al. – 2020 - Aortic reinterventions after the frozen elephant trunk procedure, The Journal of Thoracic and Cardiovascular Surgery
4. Kreibich et al. – 2021 - Downstream thoracic endovascular aortic repair following zone 2, 100-mm stent graft frozen elephant trunk implantation, Interactive CardioVascular and Thoracic Surgery
5. Case images courtesy of Prof. Wilson Szeto, Cardiovascular Surgery, Penn Presbyterian Medical Center, <https://www.vumedi.com/video/2nd-stage-tevaring-with-thoraflex-hybrid-staying-on-label-at-all-times/>



Discover solutions for every segment of the aorta
[terumo-aortic.com](https://www.terumo-aortic.com)

