


# TREO<sup>®</sup>

ABDOMINAL STENT-GRAFT SYSTEM

Versatile by Design.  
Fit for any Anatomy.\*

\*Per IFU.



# Enhanced Proximal Sealing: Optimal Outcomes

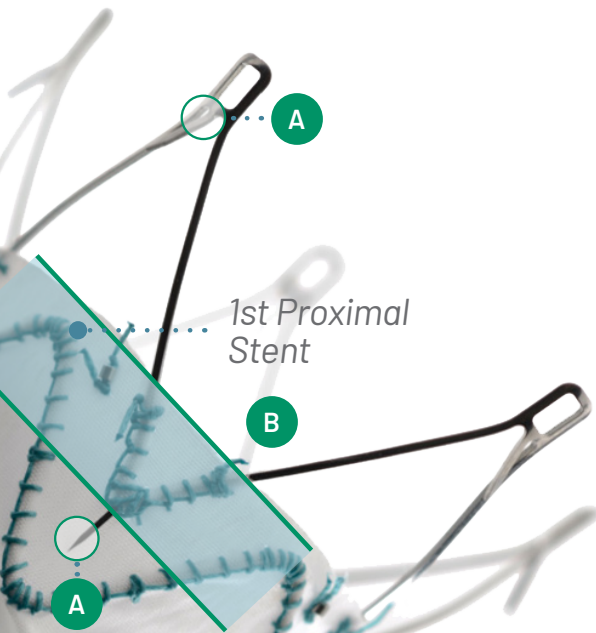
TREO is the only EVAR graft with both suprarenal and infrarenal active fixation and long, overlapping stents for an optimised proximal seal.

**A** **Suprarenal & Infrarenal Fixation**  
Two levels of fixation increase migration resistance.

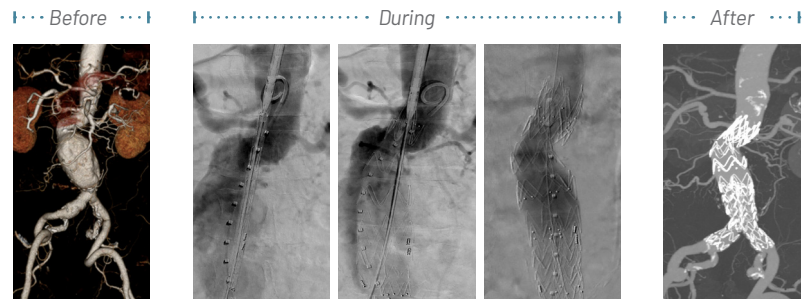
**B** **Improved Proximal Seal Zone**  
A long overlap of bare stent and first proximal stent increases vessel wall contact points for a confident seal and low Type Ia endoleak rate.

Migration through 5Y<sup>1</sup> **0.67%**  
(1/150)

Type Ia Endoleak at 1Y<sup>2</sup> **0.8%**  
(1/133)



*Infrarenal barbs provide additional fixation and contribute to migration resistance in large, angulated necks.<sup>3</sup>*



Images provided courtesy of Neal Cayne, MD

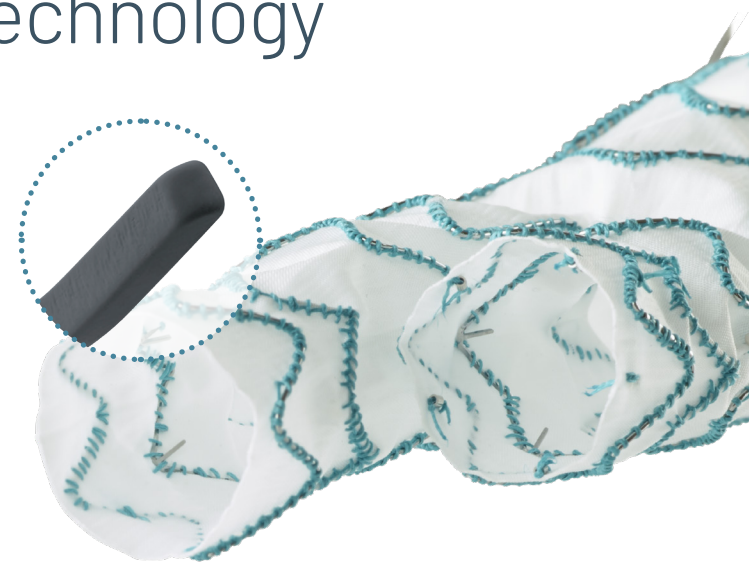
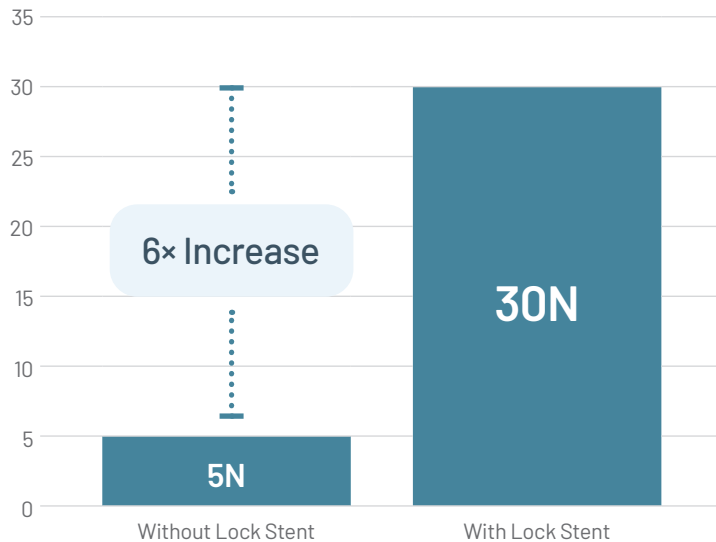
1. Eagleton M, Stoner, M. TREO US IDE 5Y Data Presentation VEITH 2023.  
2. Eagleton M.J et al, 2021. Safety and effectiveness of the TREO stent graft for the endovascular treatment of abdominal aortic aneurysms. *Journal of Vascular Surgery*, 74(1), pp.114-123.  
3. Uberoi R et al, 2018. Global post-market clinical follow-up of the Treovance stent-graft for endovascular aneurysm repair: one-year results from the RATIONALE registry. *Journal of Endovascular Therapy*, 25(6), pp.726-734.

# Superior Lock Stent Technology

Designed to prevent limb disconnection and Type IIIa endoleaks.

Type III endoleak through 5Y<sup>1</sup> **0%**  
(0/150)

Lock Stent Technology increases pull out force resistance by **6 times**<sup>4</sup>



**Rounded Barbs** inside main body gates are designed to securely engage with limb stents. The lock stent barbs are dulled to ensure compatibility with balloons.<sup>5</sup>

4. Testing on file.

5. Boitano L, Eagleton MJ, 2020. The TREG abdominal aortic stent-graft system. *Future Cardiology*. <https://doi.org/10.2217/fca-2020-0158>.



Discover solutions for every segment of the aorta  
[terumo-aortic.com](https://www.terumo-aortic.com)

