



SAFETY & EFFICACY



RELAY[®] PRO

THORACIC STENT-GRAFT SYSTEM

Uniquely Inspired
for Ideal Placement

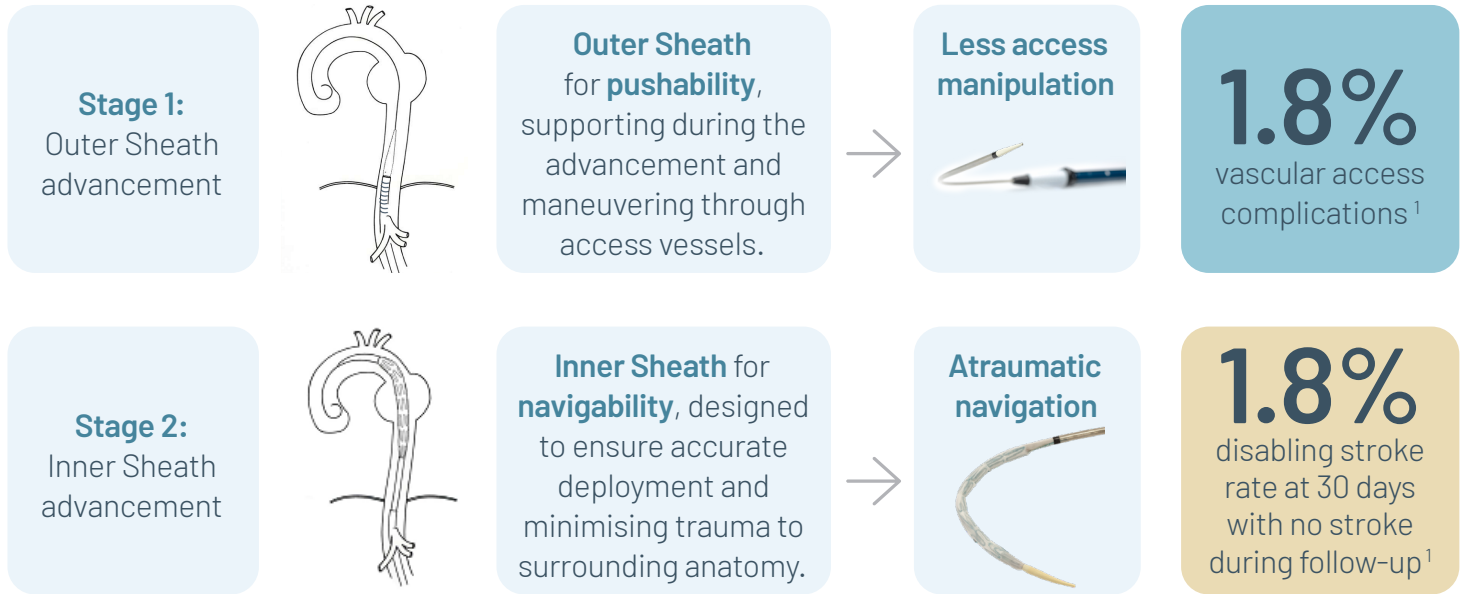


For more information, visit
terumo-aortic.com/features-benefits

TERUMO
Aortic

Navigating the Arch with Care with Dual Sheath Technology

An integrated **Dual Sheath** system which **minimizes access vessel manipulation** and **provides atraumatic** thoracic aorta **navigation**:



These features make Relay *“an attractive TEVAR option in situations with tight, tortuous access and in complex aortic arch anatomy that necessitate precise positioning*.”*²

*The RelayPro shares the same dual-sheath delivery system design as the RelayPlus.



WATCH ON VUMEDI

How to minimize air embolisms during thoracic endovascular aortic repair with RelayPro?

1. Rossi, P.J et al. 2023. One-Year Results of a Low-Profile Endograft in Acute, Complicated Type B Aortic Dissection. *The Annals of Thoracic Surgery*.
 2. Polanco et al. 2016. Dual Sheath Delivery System for Vessel Stabilization Using the Bolton Relay Thoracic Stent-Graft. Supplement to Endovascular Today Vol. 15, No. 11

Uniform Sealing and Secure Fixation with Proximal End Configuration

RelayPro comes in two proximal stent configurations: bare stent and non-bare stent (NBS):

BARE STENT CONFIGURATION

Partial overlapping of the bare stent with the first covered stent to **maximize** the number of **sealing points**.

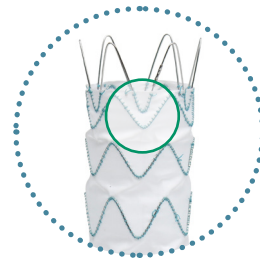
NON BARE STENT CONFIGURATION

A crown-shaped nitinol stent overlapping with the proximal sealing stent, both covered with fabric, designed to maximize conformability and **minimize infolding**.

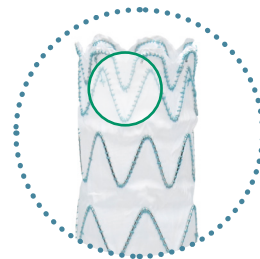
HIGH RADIAL LOAD

Both proximal configurations are designed to deliver **high radial load** for an effective apposition and fixation of the graft against the aortic wall.


Multiple Sealing Points



1.8%
type Ia endoleak
through 12 months³



100%
technical success
through 24 hours³



0%
migration
through 12 months³



Discover solutions for every segment of the aorta
[terumo-aortic.com](https://www.terumo-aortic.com)

